Product Details	
Size:	5,150 X 1,150 X 1,080 mm
Divider:	No Tank Divider
Base:	Internal Flanged Base

Data Sheet No 5,000
Base Support Details

Internally Flanged Base

V2.39 19-06-14

Front View

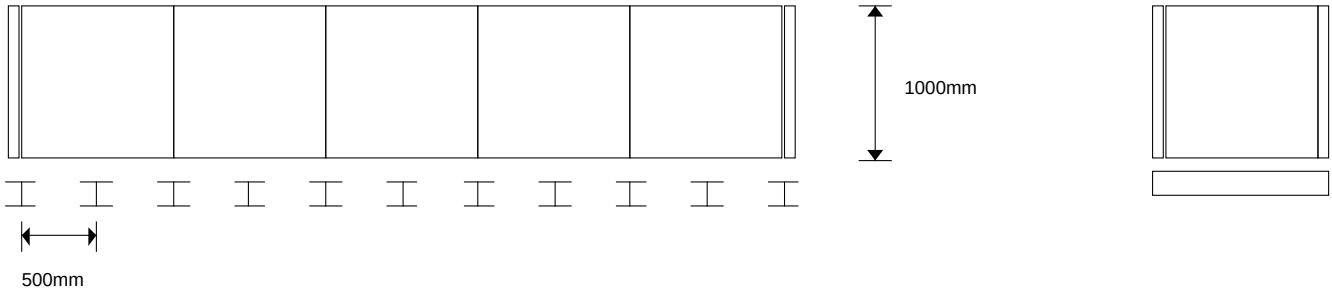

Plan View

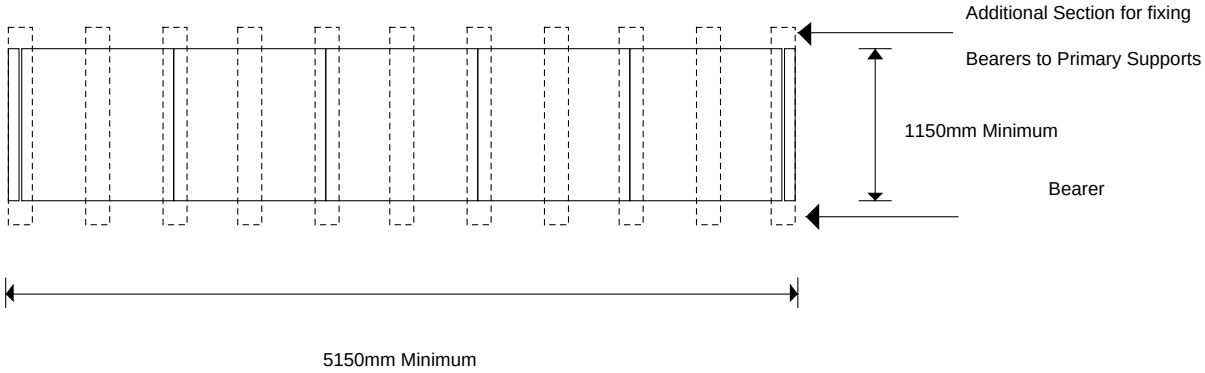

Note: Support bearer minimum width 100mm

THE ABOVE DRAWING MUST BE READ IN CONJUNCTION WITH DETAILS ON PAGE 2

Drawing not to scale

Product Details	
Size:	5,150 X 1,150 X 1,080 mm
Divider:	No Tank Divider
Base:	Internal Flanged Base

Data Sheet No 5,000
Base Support Details

NICHOLSON PLASTICS LTD

Internally Flanged Base

Nominal tank capacity:	5,000 Litres 1,100 Gallons
Tank weight empty:	880 Kg.
Tank weight full:	5,880 Kg.
Working space required around tank:	375 mm
Minimum space required to assemble:	5,900 X 1,900 mm
Space required above tank:	750mm

Bearer, Universal Beam, R.S.J. Beams, Brick Course Etc.

The tank requires 11 no bearers by minimum length of 1,150mm + any extra required for fixing.
OR
If placed along tank 3 no bearers by minimum length of 5,150mm + any extra required for fixing.
The bearers should have a minimum width of not less than 100mm

Warning ! ALL BEARERS TO BE FLAT, LEVEL AND LEVEL WITH NEIGHBOURING BEARERS

Concrete/Timber Plinth

Standard base tanks (internal flanges) may be laid directly on a concrete plinth having a smooth finish, brushed clean and free from any local protuberances. It should be flat, level and not vary more than 6mm in any 6m, measured laterally or diagonally with a maximum variance of 2mm per metre.
The minimum plinth dimensions are: 5,200 X 1,200 mm

General Notes

1.Client to design suitable bearers to suit load conditions. Water load = 1000 kg/m3 + 20% for tank.
2.Bearers can run in either direction.
3.Deflection must not exceed 1/500th of the unsupported span of the bearers.The unsupported span can only be in one direction.
4.Adequate overflows must be fitted and connected to suitable drain, to prevent the tank from being pressurised.
5.Tanks in exposed places may be susceptible to movement in high winds especially when empty. These may need to be anchored to the base, this work is to be carried out by others.
6.Weight of the tank does not include the weight of the tank supports.

In accordance with normal policy of product development this specification is subject to change without notice.

Note: The following generic examples are for illustration only and may not relate exactly to your tank

Single Cast Plinth

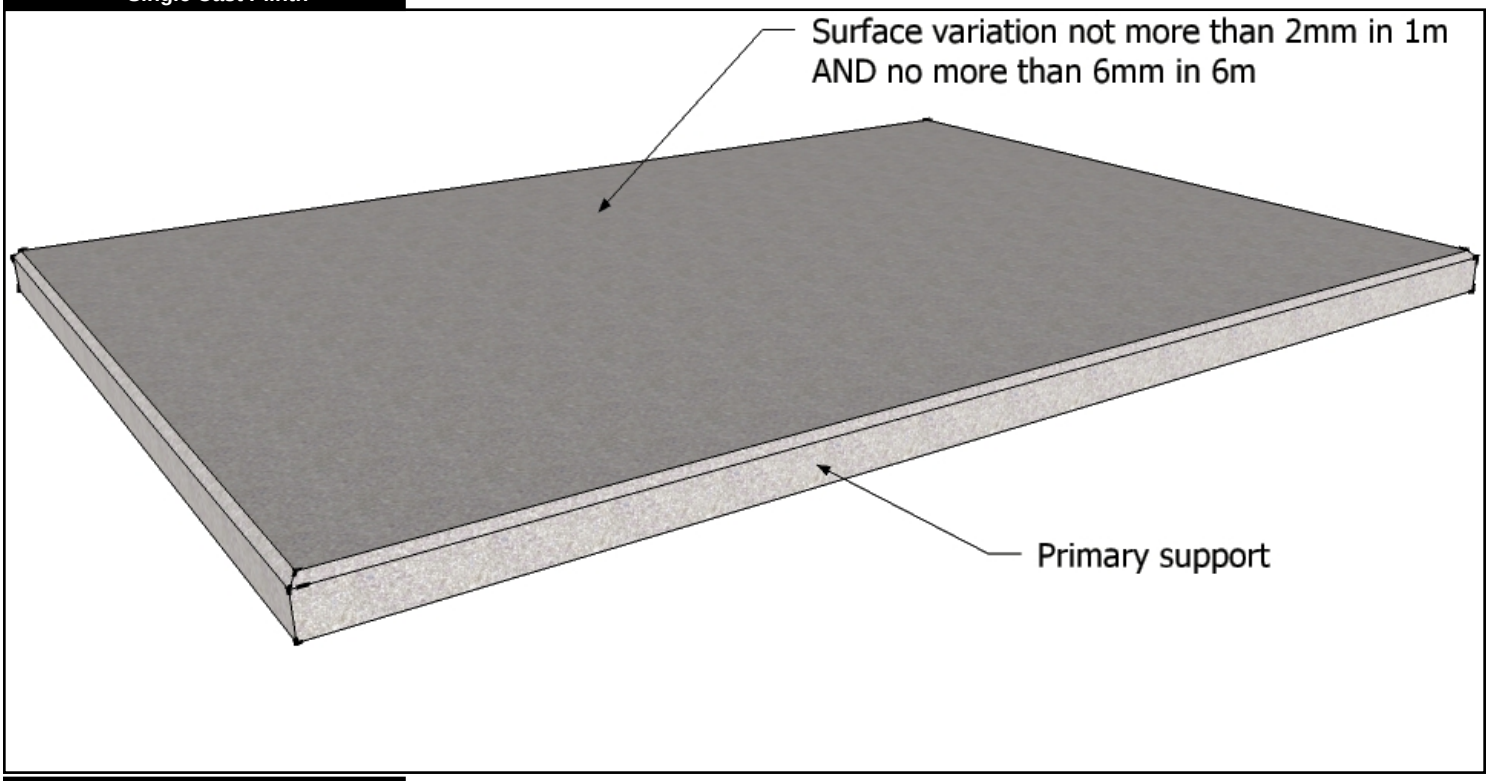
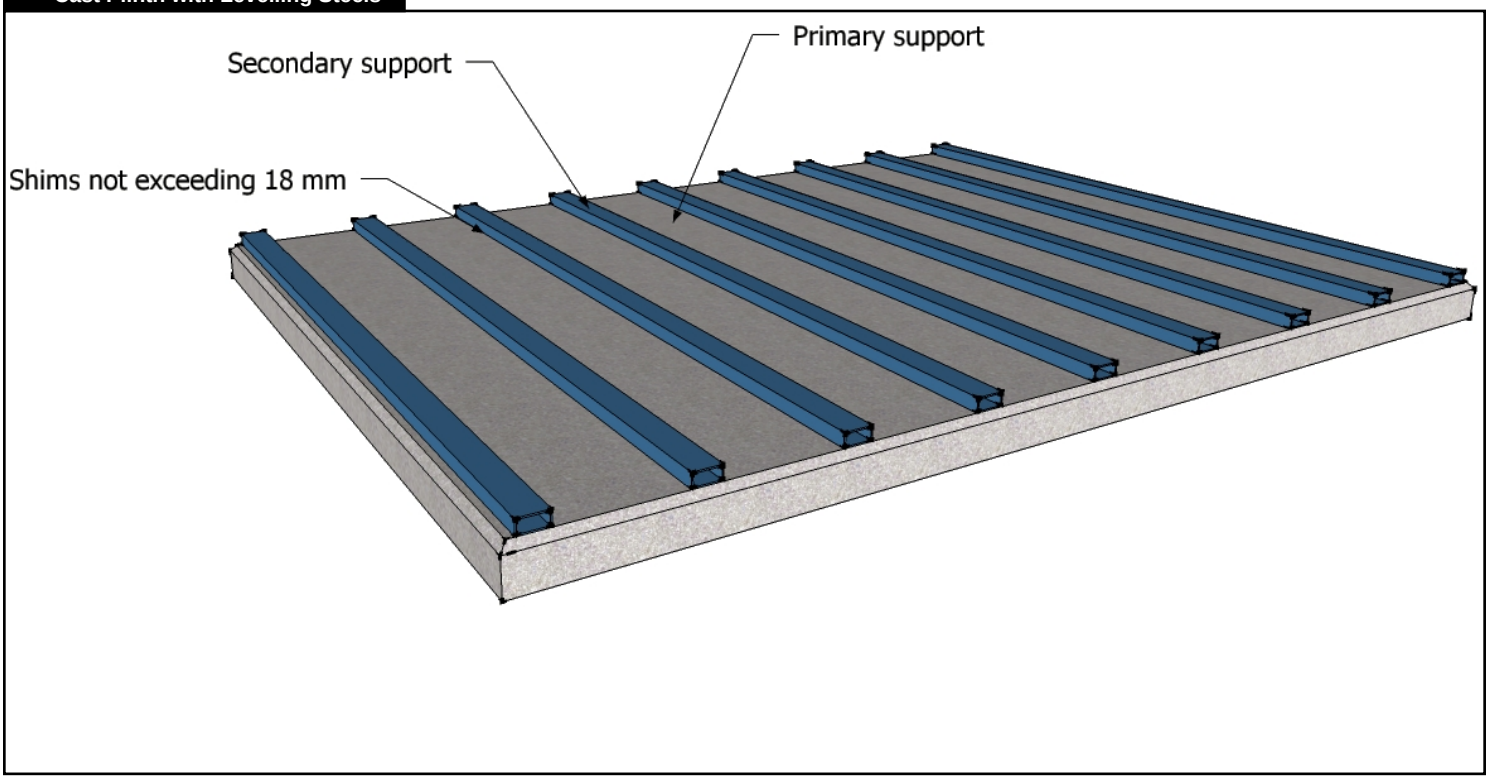
Cast Plinth with Levelling Steels