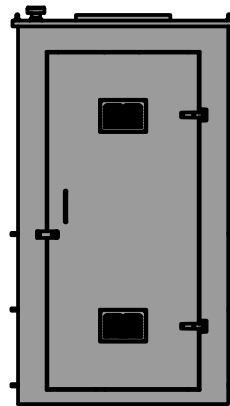
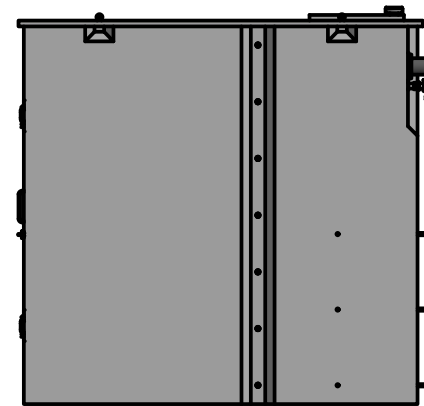


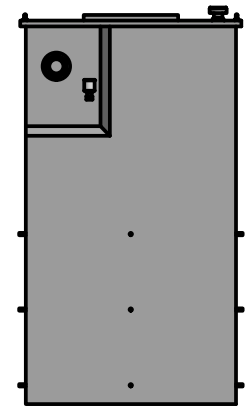
ELEV A



ELEV B



ELEV C



ELEV D

External colour: RAL 9023 (goose grey)

Created by TP	Date 10/05/2022	Checked by 10/05/2022	Date 10/05/2022	Issued 10/05/2022	A4	SCALE NTS
NOTE: All Dimensions are in mm 50mm Insulation			105093 - OP Combined Tank and Pump Station			
1500 Litre Nominal			External Dimensions 2140 x 1170 x 2095mm		Revision R005	Sheet 1 / 1