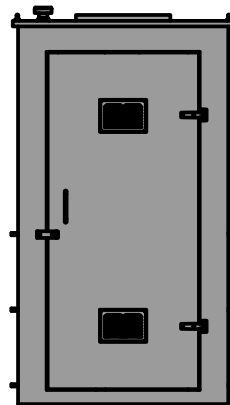
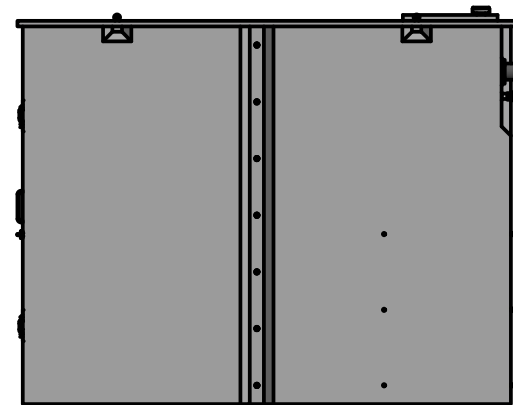


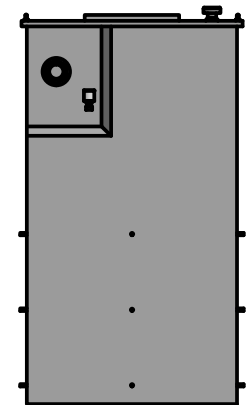
ELEV A



ELEV B



ELEV C



ELEV D

External colour: RAL 9023 (goose grey)

Created by TP	Date 11/05/2022	Checked by 11/05/2022	Date 11/05/2022	Issued 11/05/2022	A4	SCALE NTS
NOTE: All Dimensions are in mm			105095 - OP Combined Tank and Pump Station			
50mm Insulation						
2500 Litre Nominal			External Dimensions 2640 x 1170 x 2095mm		Revision R005	Sheet 1 / 1