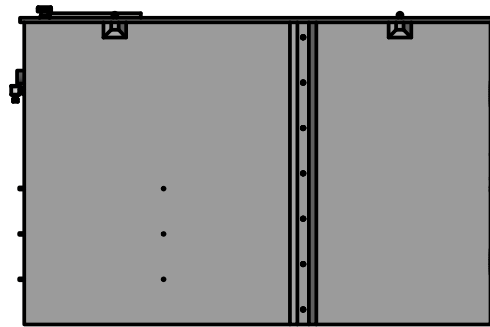
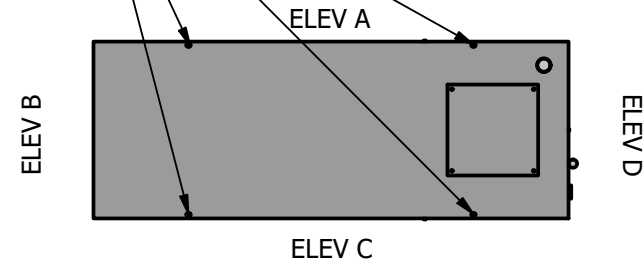
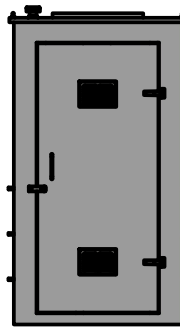


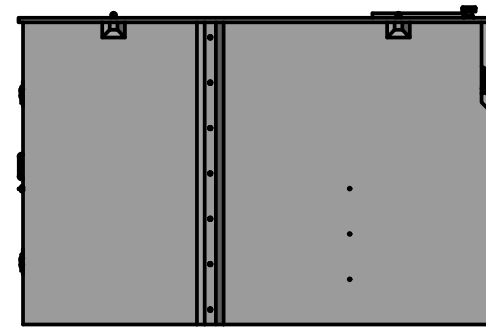
Eyebolt & nyloc nut
bolted through lid
& flange



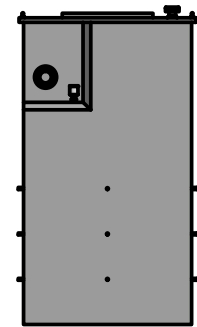
ELEV A



ELEV B



ELEV C



ELEV D

External colour: RAL 9023 (goose grey)

Created by JM	Date 12/05/2022	Checked by 12/05/2022	Date 12/05/2022	Issued 12/05/2022	A4	SCALE NTS
NOTE: All Dimensions are in mm 50mm Insulation				OP Combined Tank and Pump Station		
3500 Litre Nominal				External Dimensions 3140 x 1170 x 2095mm	Revision R002	Sheet 1 / 1