




ELEV A



ELEV B



ELEV C



ELEV D

- All dimensions are approximate and may change without notice. If dimensions are required for a specific purpose these can be provided on request.
- Recesses for connections are shown in model.
- Holing of tank and fitting of connections are done by others unless ordered.
- Tank sides may have a small draw angle for moulding purposes.

Created by	Date	Checked by	Date	Issued	A4	SCALE
JM	29-05-18		29-05-18	29-05-18		NTS
NOTE: All Dimensions are in mm				ANP70_5		
				External Dimensions: 1599 x 532 x 537	Revision R000	Sheet 1 / 1